


TEMPLATE INSTRUCTIONS

Design on "ARTWORK" Layer
 Outline All Fonts
 Embed Photos/Images
 Use CMYK Color Space
 Save as High Quality PDF
 Email to info@printavizion.com

VIDEO BUTTONS

If using 1 video, we recommend using a Play/Pause button. If using multiple videos use the Play/Pause plus Next & Previous or use the Video Chapter Buttons. Feel free to use and customize the buttons below or you may design your own buttons.



PLAY/PAUSE NEXT PREVIOUS



CHP1 CHP2 CHP3

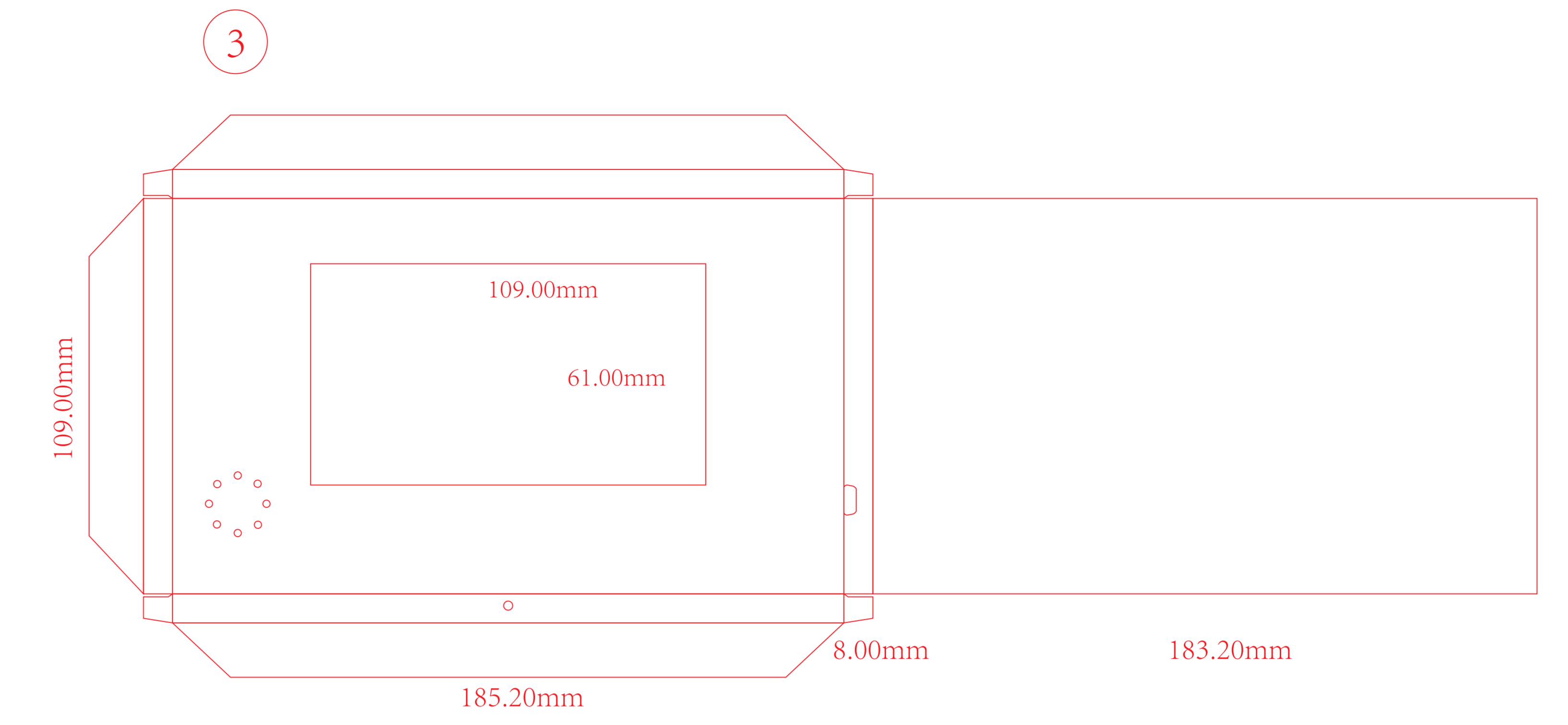



CHP4 CHP5 CHP6

Please add Volume Buttons



DOWN UP



VIDEO BOX 8"L X 5"W X 8" D W/ 5" SCREEN

